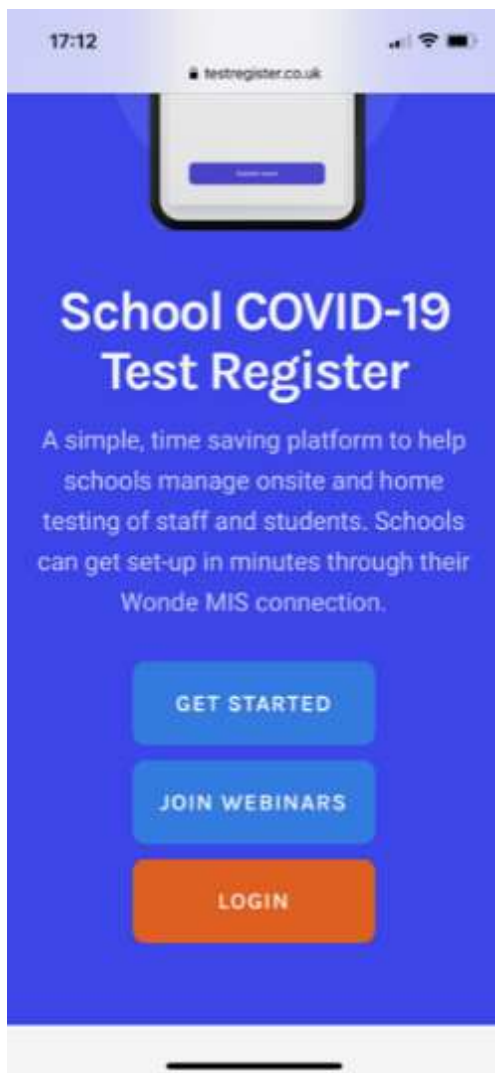


Submitting a home test result – Instructions for Parents

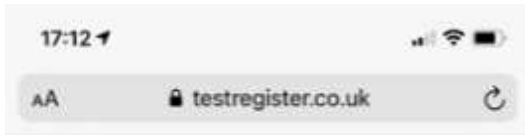
Open the School Gateway app, go to Useful Links and click on the link for Test Register

If you would prefer to submit the information on a computer, please type into your web browser: testregister.co.uk.

These instructions are for accessing on a **mobile phone**. Using a web browser asks for the same information but the location of buttons may be different.



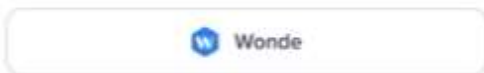
Scroll down and click on the orange **Login** button



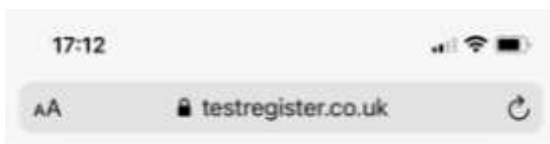
Email

Login

Or continue with

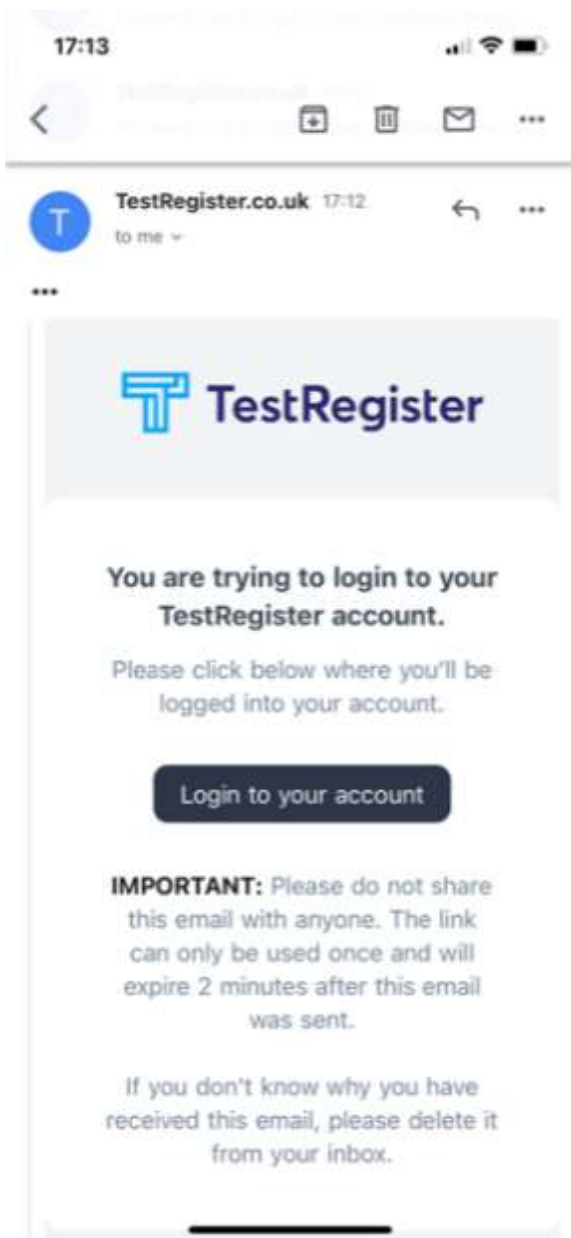


Type in the **email address** we have been given for you. Click **Login**. If you type in an email address it does not recognise it will say that the email is invalid.

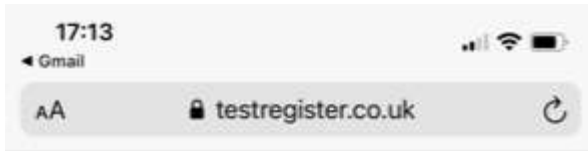


Please check your inbox

It will then send you a link to click on to log in. It should take under a minute for you to receive the email (please check your Junk / Clutter / Other email folder as well as your Inbox). It does this each time you login rather than asking you to set a password.



Click on the link – **Login to your account** (it uses this each time instead of you setting up a password).



Welcome

Helen Bennett

You have not submitted a test result on TestRegister.co.uk before, don't worry, it's simple to do.

Click the submit button below and follow the instructions on the page.



Click on - **submit test result**

The screenshot shows a mobile app interface for 'TestRegister'. At the top, the status bar shows the time 17:13, signal strength, Wi-Fi, and battery icons. Below the status bar, there is a back arrow labeled 'Gmail' and the URL 'testregister.co.uk'. The app logo 'TestRegister' is on the left, and a three-dot menu icon is on the right. The main heading is 'Step 1' followed by 'Submit your school test result' and 'Student: Helen Bennett'. There are three input fields: 'Test date:' with 'March 8, 2021', 'Test strip ID:' which is empty, and 'Test result:' with three buttons: 'Negative', 'Positive', and 'Void'. Below the buttons is a checkbox labeled 'I agree to the [Terms of Use](#) and [Privacy Policy](#)'. At the bottom is a large blue button labeled 'Submit result'.

Complete the form. If this is your first test and you have thrown away the actual test, please fill in 123456 as the Test Strip ID. When you complete this form for subsequent tests, please fill this information in accurately before throwing the test away.

Click – **Submit result**.

By completing and submitting this form you are submitting the information to school. You should also be reporting your result to the Government. If you complete this form **first** it will then provide you with the direct link to click on to register your result with the Government.